



SK32AF-SK320AF SCHOTTKY RECTIFIER

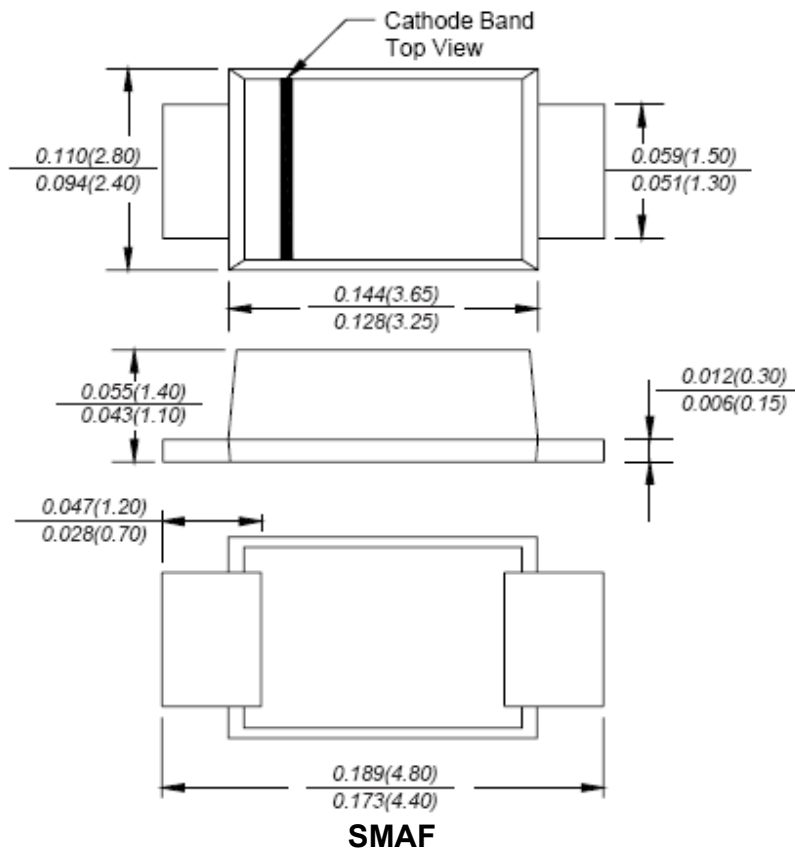
Features:

- Schottky Barrier Rectifier
- Guard Ring Die Protection
- Low Forward Voltage
- Reverse Energy Tested
- High Current Capability
- Case Material: Molded Plastic. UL Flammability Classification Rating 94V-0
- This is a Pb – Free Device
- All SMC parts are traceable to the wafer lot
- Additional testing can be offered upon request

Mechanical Data:

- Case: JEDEC SMAF molded plastic body
- Terminals: leads solderable per MIL-STD-750, Method 2026
- Polarity: Color band denotes cathode end
- Weight: 0.038 grams
- Mounting Position: Any

Mechanical Dimensions (In Inches/mm)





Technical Data
Data Sheet N1572, Rev. -

Green products

Marking Diagram:



Where XXXXX is YYWWL
YYWWL date code marked on box.

SK32AF = Part Name
YY = Year
WW = Week
L = Lot Number

Cautions: Molding resin
Epoxy resin UL: 94V-0

Ordering Information:

Device	Package	Shipping
SK32AF-SK320AF	SMAF (Pb-Free)	3000pcs / reel

For information on tape and reel specifications, including part orientation and tape sizes, please refer to our Tape and Reel Packaging Specification.

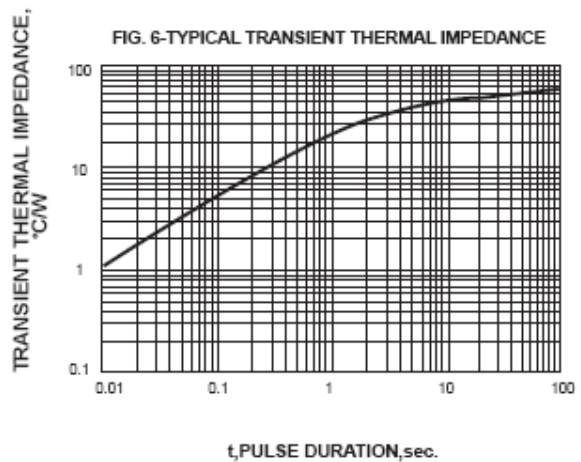
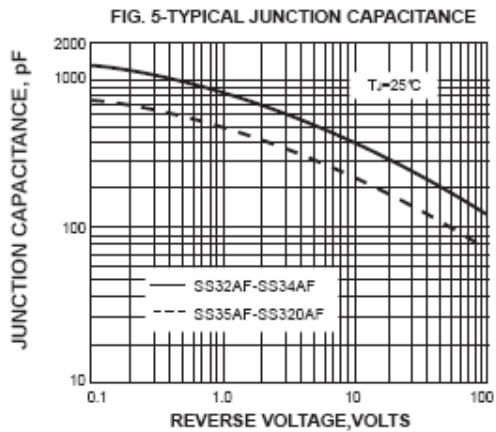
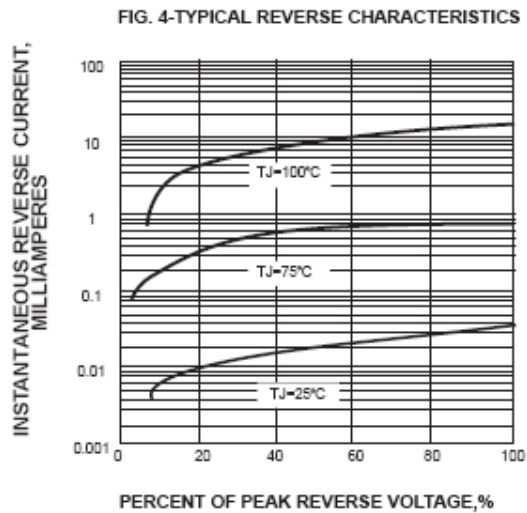
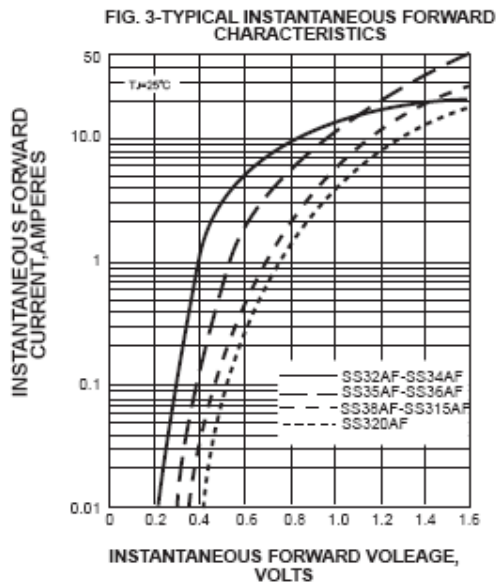
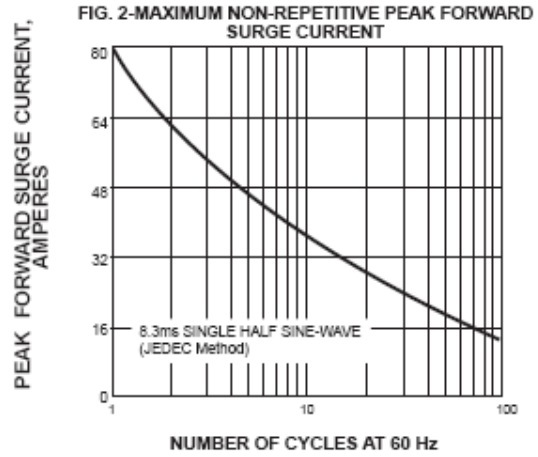
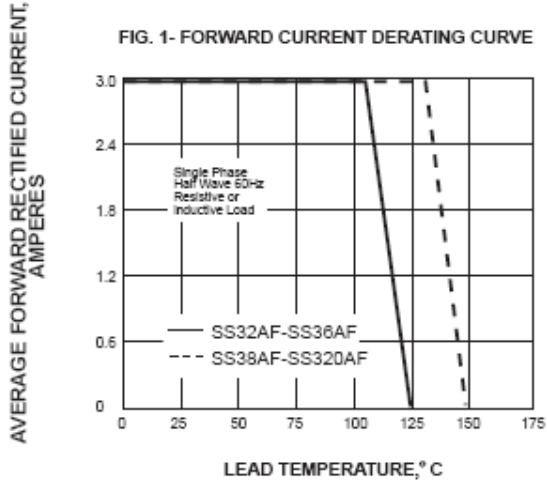


Maximum Ratings and Electrical Characteristics @ $T_A=25^{\circ}\text{C}$ unless otherwise specified

Single Phase, half wave, 60Hz, resistive or inductive load.
For capacitive load, derate current by 20%.

Characteristic	Symbol	SK32 AF	SK33 AF	SK34 AF	SK35 AF	SK36 AF	SK38 AF	SK310 AF	SK315 AF	SK320 AF	Unit	
Maximum Repetitive Peak Reverse Voltage Maximum DC Blocking Voltage	V_{RRM} V_{DC}	20	30	40	50	60	80	100	150	200	V	
Maximum RMS Voltage	V_{RMS}	14	21	28	35	42	56	70	105	150	V	
Maximum Average Forward Rectified Current at T_L (see fig.1)	$I_{F(AV)}$	3.0									A	
Peak Forward Surge Current 8.3ms Single Half Sine-wave Superimposed on Rated Load (JEDEC Method)	I_{FSM}	80									A	
Maximum Instantaneous Forward Voltage @ $I_F = 3.0\text{A}$, $T_J = 25^{\circ}\text{C}$	V_F	0.55			0.70		0.85		0.95		V	
Maximum DC Reverse Current @ $T_J = 25^{\circ}\text{C}$ At Rated DC Blocking Voltage @ $T_J = 100^{\circ}\text{C}$	I_R	0.5							0.2		mA	
		20					10		2.0			
Typical Junction Capacitance	C_J	500			300						pF	
Typical Thermal Resistance Junction to Ambient	$R_{\theta JA}$	80									$^{\circ}\text{C/W}$	
Operating Temperature Range	T_J	-55 to +125					-55 to +150					$^{\circ}\text{C}$
Storage Temperature Range	T_{STG}	-55 to +150									$^{\circ}\text{C}$	
Case Style		SMAF										

Note: 1. Measured at 1MHz and applied reverse voltage of 4.0V D.C.
2. P.C.B. mounted with 0.2x0.2"(5.0x5.0mm) copper pad areas





DISCLAIMER:

- 1- The information given herein, including the specifications and dimensions, is subject to change without prior notice to improve product characteristics. Before ordering, purchasers are advised to contact the SMC - Sangdest Microelectronics (Nanjing) Co., Ltd sales department for the latest version of the datasheet(s).
- 2- In cases where extremely high reliability is required (such as use in nuclear power control, aerospace and aviation, traffic equipment, medical equipment, and safety equipment), safety should be ensured by using semiconductor devices that feature assured safety or by means of users' fail-safe precautions or other arrangement.
- 3- In no event shall SMC - Sangdest Microelectronics (Nanjing) Co., Ltd be liable for any damages that may result from an accident or any other cause during operation of the user's units according to the datasheet(s). SMC - Sangdest Microelectronics (Nanjing) Co., Ltd assumes no responsibility for any intellectual property claims or any other problems that may result from applications of information, products or circuits described in the datasheets.
- 4- In no event shall SMC - Sangdest Microelectronics (Nanjing) Co., Ltd be liable for any failure in a semiconductor device or any secondary damage resulting from use at a value exceeding the absolute maximum rating.
- 5- No license is granted by the datasheet(s) under any patents or other rights of any third party or SMC - Sangdest Microelectronics (Nanjing) Co., Ltd.
- 6- The datasheet(s) may not be reproduced or duplicated, in any form, in whole or part, without the expressed written permission of SMC - Sangdest Microelectronics (Nanjing) Co., Ltd.
- 7- The products (technologies) described in the datasheet(s) are not to be provided to any party whose purpose in their application will hinder maintenance of international peace and safety nor are they to be applied to that purpose by their direct purchasers or any third party. When exporting these products (technologies), the necessary procedures are to be taken in accordance with related laws and regulations..